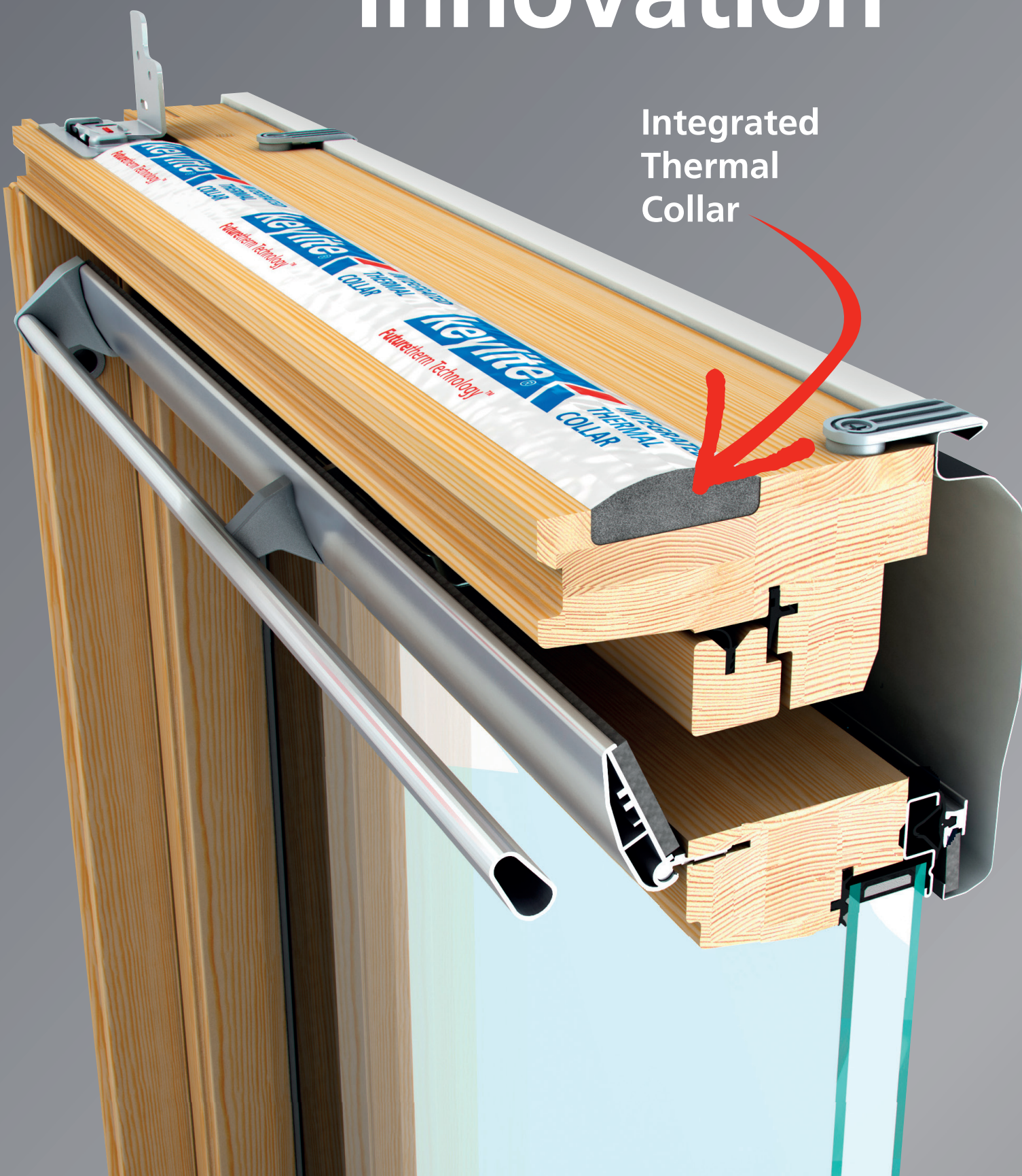


Futuretherm
Technology™

Another Brilliant innovation

Integrated
Thermal
Collar



Roof Windows

Keylite Roof Windows (GB)
Ryder Close,
Cadley Hill Industrial Estate,
Swadlincote,
South Derbyshire,
DE11 9EU.

T: 01283 200 150
F: 01283 223 352
E: info@keyliteuk.com

Keylite Roof Windows (NI)
Derryloran Industrial Estate,
Cookstown,
Co. Tyrone,
BT80 9LU.

T: 028 86 758921
F: 028 86 758923
E: info@keylite.co.uk

www.keyliteroofwindows.com



Futuretherm Technology

Leading with innovation

Introducing the 2014 range with
Futuretherm Technology

Fit ⚡
Faster

Fit ↓
Lower

Fit 🌡️
Warmer

The roof window that delivers extra performance at no extra cost.

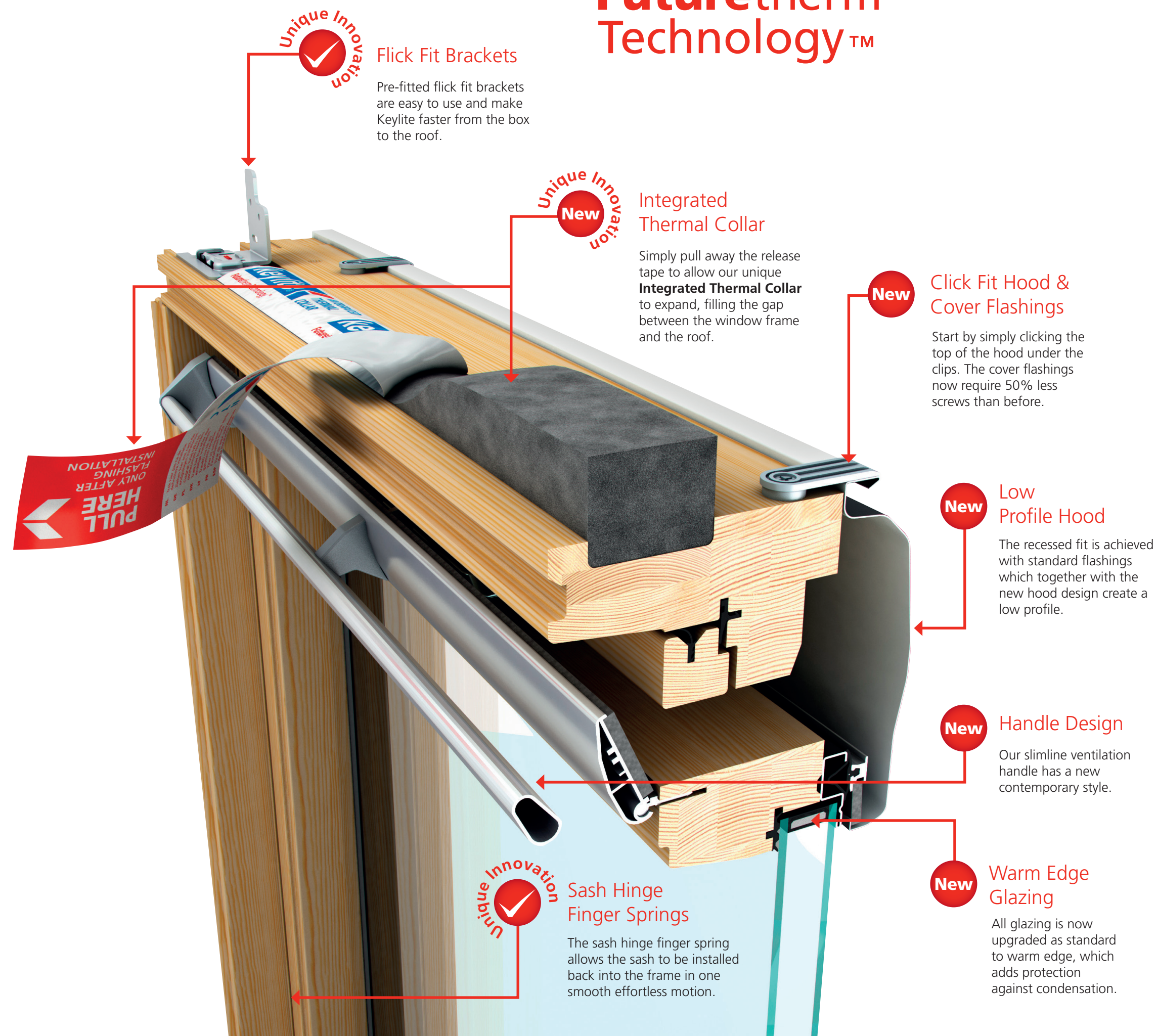
The new Keylite roof window range with **Futuretherm Technology** was designed with a 100% focus on innovation, making installation easier whilst improving the overall user experience.

Our **Integrated Thermal Collar** is a unique solution to preventing heat loss and provides yet another installer friendly feature found only in Keylite.

Futuretherm represents better value than ever, as these and many other features are now included as standard.

Fit ⚡ Faster **Fit ⬇ Lower** **Fit 🌡 Warmer**

Futuretherm Technology™



Innovation Summary

Fit ⚡ Faster

Integrated Thermal Collar

Simply pull away the release tape to allow the Integrated Thermal Collar to expand and fill the gap between the window frame and the roof.



Click Fit Hood & Cover Flashings

Start by simply clicking the top of the hood under the clips. The cover flashings now require 50% less screws than before.



Flick Fit Brackets

Pre-fitted flick fit brackets are easy to use and make Keylite faster from the box to the roof.



Sash Hinge Finger Springs

The sash hinge finger spring allows the sash to be installed back into the frame in one smooth effortless motion.



Fit ⬇ Lower


Recessed Fit as standard

Every Keylite is a recessed fit as standard and now sits 12.5mm lower in the roof, enhancing both the aesthetics and the thermal performance of the roof window.



Low Profile Hood

The recessed fit is achieved with standard flashings which together with the new hood design create a low profile.



Fit 🌡 Warmer

Integrated Thermal Collar

Simply pull away the release tape to allow the Integrated Thermal Collar to expand and fill the gap between the window frame and the roof. Other windows require the addition of secondary insulation.



Warm Edge Glazing

All glazing is now upgraded as standard to warm edge, which adds protection against condensation.

